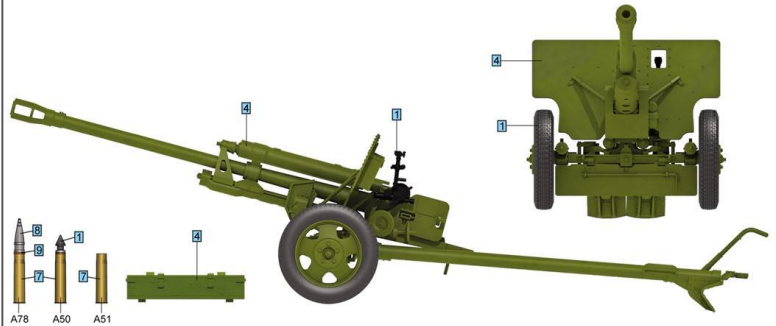
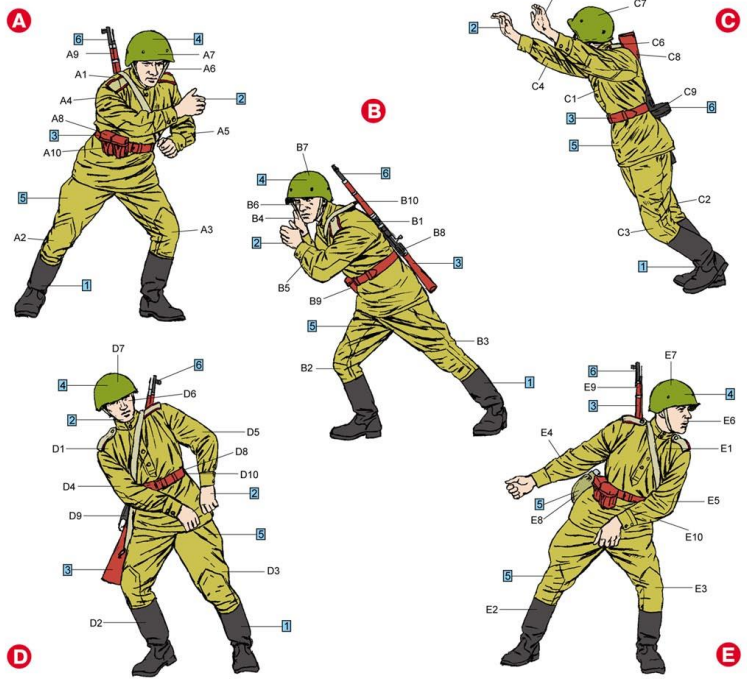




PAINTING GUIDE/ОКРАСКА



Nr	Vallejo	TESTOR	TAMIYA	HUMBROL	REVELL	Mr. Color	Life Color	Color	Цвет
1	950	1749	XF1	33	8	33	LC02	Black	Черный
2	815	1516	XF15	61	35	51	LC41	SkinTone	Телесный
3	818	1541	XF64	100	37	41	LC16	Red Brown	Красно-коричневый
4	894	1710	XF67	101	64	136	UA059	Green	Зеленый
5	882	1712	XF49	102	86	55	JA003	Khaki	Хаки
6	863	1405	X10	53	91	104	LC26	Gun Metal	Вороненый металл
7	998	1744	X12	55	94	9	LC75	Bronze	Бронза
8	864	1415	MP47	11	99	8	LC24	Steel	Стальной
9	999	1721	XF66	156	78	60	LC78	Cooper	Медный



SCALE 1:35 UNASSEMBLED PLASTIC MODEL KIT  
 МАСШТАБ 1:35 СБОРНАЯ ПЛАСТИКОВАЯ МОДЕЛЬ  
**SOVIET ARTILLERY CREW ON MANEUVER**  
**СОВЕТСКИЙ АРТИЛЛЕРИЙСКИЙ РАСЧЕТ НА МАНЕВРЕ**  
 35081

ATTENTION

Ne les oubliez de coller ou de peindre à proximité d'une partie fixe, et avant le plus de temps en temps. Please remember to glue or paint before the parts are glued. Do not forget to glue or paint before the parts are glued. Do not forget to glue or paint before the parts are glued.

ZUR BEACHTUNG

Kleber und Farbe nicht nahe von offenen Feuer verwehten und das Feuern von Zeit zu Zeit auslösen. Bitte nicht vergessen. Bitte nicht vergessen. Bitte nicht vergessen. Bitte nicht vergessen.

MADE IN CHINA

2 TILES REITZGEN EFFEKTIVES PREZISE FARE DUE PEZZI: TELE E PUNTA. ПОДГОТОВЬ ДВА ПАРТА: КИРПИЧ И ПУШКА. DO NOT CUT! DO NOT CUT! DO NOT CUT! DO NOT CUT! DO NOT CUT!

CAUTION

Use only one side of the glue or paint. Do not use near open flame, and use in well ventilated room. When you use glue or paint, please use a mask and eye protection with a cutter or a fan. Use the bottom of this column for the meaning of symbols.

УВАЖАТЬ

Пл не восторуживать клею и фарбе, во работи проводите и пропорционаму притриманию по дано до окончательна клею. Please remember to glue or paint before the parts are glued. Do not forget to glue or paint before the parts are glued. Do not forget to glue or paint before the parts are glued.

ZUR BEACHTUNG

Nicht kleben oder malen neben ein offenes Feuer, und die Feuern von Zeit zu Zeit auslösen. Bitte nicht vergessen. Bitte nicht vergessen. Bitte nicht vergessen. Bitte nicht vergessen.

MADE IN CHINA

2 TILES REITZGEN EFFEKTIVES PREZISE FARE DUE PEZZI: TELE E PUNTA. ПОДГОТОВЬ ДВА ПАРТА: КИРПИЧ И ПУШКА. DO NOT CUT! DO NOT CUT! DO NOT CUT! DO NOT CUT! DO NOT CUT!

CAUTION

Use only one side of the glue or paint. Do not use near open flame, and use in well ventilated room. When you use glue or paint, please use a mask and eye protection with a cutter or a fan. Use the bottom of this column for the meaning of symbols.

ВНИМАНИЕ

При вклейвании клею и фарбе, во работи проводите и пропорционаму притриманию по дано до окончательна клею. Please remember to glue or paint before the parts are glued. Do not forget to glue or paint before the parts are glued. Do not forget to glue or paint before the parts are glued.

ZUR BEACHTUNG

Nicht kleben oder malen neben ein offenes Feuer, und die Feuern von Zeit zu Zeit auslösen. Bitte nicht vergessen. Bitte nicht vergessen. Bitte nicht vergessen. Bitte nicht vergessen.

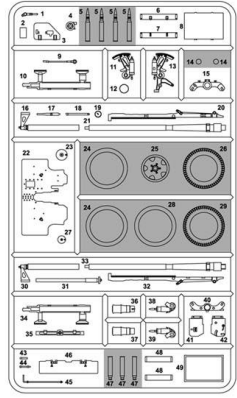
MADE IN CHINA

2 TILES REITZGEN EFFEKTIVES PREZISE FARE DUE PEZZI: TELE E PUNTA. ПОДГОТОВЬ ДВА ПАРТА: КИРПИЧ И ПУШКА. DO NOT CUT! DO NOT CUT! DO NOT CUT! DO NOT CUT! DO NOT CUT!

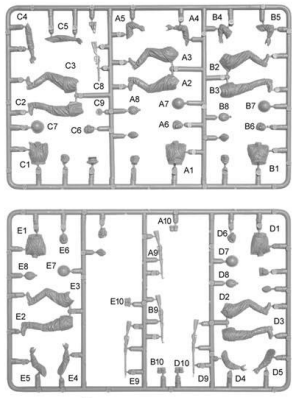
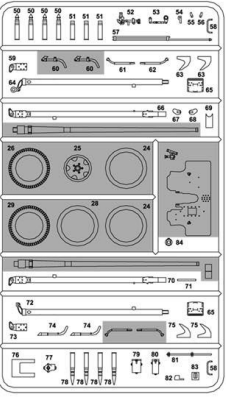
CAUTION

Use only one side of the glue or paint. Do not use near open flame, and use in well ventilated room. When you use glue or paint, please use a mask and eye protection with a cutter or a fan. Use the bottom of this column for the meaning of symbols.

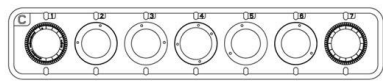
A



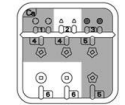
A



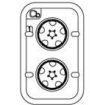
Cx2



Ca



Cb



Paint number  
 Номер краски  
 Variant of painting  
 Вариант окраски

INSTRUCTION/ИНСТРУКЦИЯ

